

VS-2000 LASER ALIGNMENT SYSTEM

LASER LINE GENERATOR, CROSS LINE OR A LASER SPOT

BY SEIFFERT INDUSTRIAL



The VS-2000 Laser Alignment System can produce a Laser Line of 4°, 15°, 35°, 45°, 60°, 75°, 90°, or a Laser Cross Line pattern or a collimated Laser Spot with an output power of 1.0mW to 50mW. Operating voltage is from 3 to 5 VDC with an operating current of <30mA, with an operating temperature of -10°C to 50°C. The laser line, cross line pattern and the collimated laser spot are factory focused at 1m and can be used up to 6m with the proper optics or they can be set at other distances to order. It's your choice: a Laser Line, a Cross Line or a Laser Spot.

The VS-2000 has a machined aluminum housing and a very durable powder coat painted finish. Our systems are completely waterproof, shockproof and dust proof with an environmental protection rating of IP 67.

The VS-2000 is powered by an AC adaptor with an output of 4.5 volts DC at 700mA.

Product Features

- High stability and low noise
- Collimated or adjustable focus beam
- Laser line, cross line or spot
- Reverse polarity protection
- Custom options available
- Industrial hardened high grade glass optics
- Waterproof, shock proof and dustproof

Applications

- Measurement
- Bioanalytical
- Automation
- Alignment
- Targeting

Specifications

OPTICAL

■ Wavelength	635nm
■ Optical Output Power	1mW up to 50mW
■ Stability	<1%
■ Laser Operation	Continuous
■ Laser Structure	Single Mode Laser
■ Fan Angle Line Generator	4°, 15°, 35°, 45°, 60°, 75°, 90°
■ Minimum Line Thickness	<1mm up to 1 meter
■ Fan Angle Cross Line	25° full fan angle
■ Minimum Line Thickness	<1mm up to 1 meter
■ Spot Size	Adjustable or Collimated
■ Minimum Spot Size	<60µm at <10" distance
■ Environmental Protection	IP 67 (waterproof, dustproof & shock proof)

ELECTRICAL

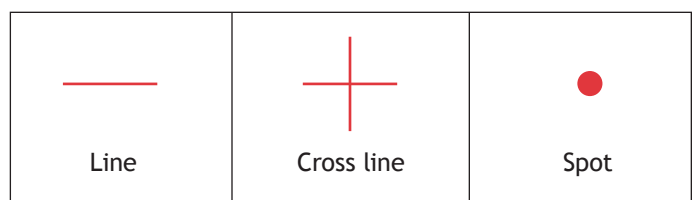
■ Operating Voltage	3 to 5 VDC
■ Operating Current	<60 mA
■ Control Circuit	Auto Power Control
■ AC wall transformer adaptor	DC 4.5 V 700mA

MECHANICAL

■ Dimension	5.5" long x 1.5" diameter
■ Housing	Machined Aluminum powder coat painted finish
■ Operating Temperature	-10°C to +50°C
■ Storage Temperature	-40°C to +80°C

Specifications subject to change without notice.

Pattern Options



Line

Cross line

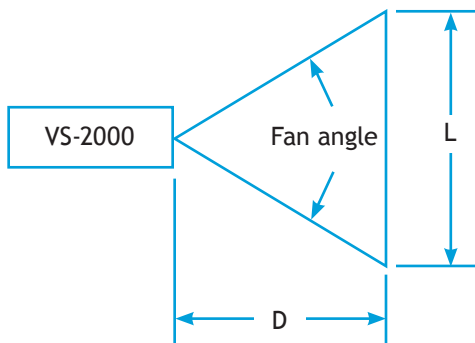

Spot

VS-2000 LASER ALIGNMENT SYSTEM

LASER LINE GENERATOR, CROSS LINE OR A LASER SPOT

VS-2000BK Bracket Consists of

- Adjustable angle. Set Screw Security.
- Black powder coated textured paint
- Two lock down screws
- Full 360 rotation
- Single fastener






Fan Angle Selection Guide

L: Line Length D: Distance a: Factor

For given fan angle, the line length (L) at distance (D) is calculated using the equation: $L = a (x) D$

For example: Using 4° Fan angle at distance of 1.5m, the line length will be $L = 0.07 (x) 1.5m = 0.105m$

Model Numbers

LASER LINE GENERATOR	FAN ANGLE	FACTOR A	LASER CROSS LINE	FULL FAN ANGLE	LASER SPOT	SPOT SIZE
						
VS-2000-04-L	4°	0.07	VS-2000-25-CL	25°	VS-2000-00-S	Adjustable
VS-2000-15-L	15°	0.26				
VS-2000-30-L	30°	0.54				
VS-2000-45-L	45°	0.83				
VS-2000-60-L	60°	1.15				
VS-2000-75-L	75°	1.53				
VS-2000-90-L	90°	2.00				



Complies with
CDRH 21CFR 1040.10

SEIFFERT INDUSTRIAL

1323 Columbia, Suite 305
Richardson, Texas 75081 USA

Toll Free: 800-856-0129
Phone: 972-671-9465
Fax: 972-671-9468
info@seiffertindustrial.com