

SEIFFERT
INDUSTRIAL, INC.




CRANKSHAFT MEASUREMENT

DEFLECTION INDICATOR

OVALITY MEASUREMENT





DEFLECTION MEASUREMENT

Most engineers are familiar with the importance of regular checks on diesel engine crankshafts and cylinder liner. The old dial gauge crankshaft alignment checks were time-consuming, unpleasant and dirty and gave uncertain accuracy. Using Prisma Teknik's electronic Deflection Indicator DI-5 series the task is much easier and accuracy is improved. As an option to the instrument you connect the ovality kit to check the cylinder liner ovality and wear comparison.


The Deflection Indicator DI-5 series has been used by great numbers of engineers in over 60 countries worldwide.

Our customers are diesel engine manufactures who equip their engines with an instrument for the service program, service companies and shipping companies.

CRANKSHAFT MEASUREMENT

Four push buttons on the DI-5C panel are used to select, change and accept values on the display such as temperature, engine number, number of cylinders, measurement direction and so on. Just push OK button to store the value.

On completion of the first cylinder, move the transducer to the next cylinder and store measurement values. The generous measurement range allows the transducer to be moved between cylinders without mechanical adjustment. When all cylinders are completed hard copy can be downloaded to a PC for reference and future comparisons.



HARD FACTS

- A pleasant and clean operation compared to using the old dial gauge.
- Download measurements to your computer to store, track, print and compare your engine wear.
- Measure deflections at the extreme precision of 0,001mm!
- A wide range of accessories are available to the instrument.
- Rechargeable battery operated for portable use
- Large measure distance 60 – 574 mm (with different kind of transducers).
- USB connection to PC



WORK ENVIROMENT To buy Prisma Teknik deflection indicator is to invest in your staff by giving them a safe and efficient tool to measure and keep track of your engine status. Be preventive, Be aware.



OVALITY KIT

The ovality kit is designed principally to measure cylinder liner wear and ovality. However, the device can be modified to take measurements from various applications according to your own requirements. The standard kit contains equipment to measure cylinder liners with diameters of 180 - 600 mm.


The software supplied with the deflection indicator DI-5C also handles the measurements taken with the ovality kit. By this, you may transfer ovality data to your PC and evaluate and compare, all with graphs and printouts.

ANALYZE DATA IN YOUR COMPUTER

The DI-5C will download your measurement data to a PC using standard USB interface. The software is compatible with Win 95, Win NT, Win XP, Win Vista and Windows 7. (if you run other than 32 bit version please use instructions from our website).

Connecting cable, user information and program disc are supplied with the instrument.





TECHNICAL SPECIFICATION

Measuring distance	89-565 mm (a smaller transducer is optional equipment)
Measuring range	+/- 2.048 mm
Resolution	0,001 mm
Zero balance range	+/- 2.048 mm
Zero drift	0.001 mm / 5 minutes
Instrument operating range	0-55°C / 32-130°F
Transducer operating range	0-80°C / 32-175°F
Battery	3.6 V Lithium Ion, re-chargeable
Battery Life	10 hours / charge, shelf life 5 years
Extension bars (invar alloy)	10, 20, 40, 80 and 2 x 160 mm
Cable length	7 meters
Weight	4.4 kg
Dimensions: Instrument	190 x 167 x 50 mm
Transducer	ø31 x 81 mm
Case	300 x 280 x 140 mm

